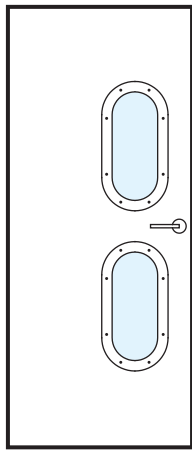
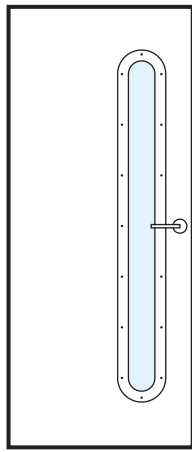


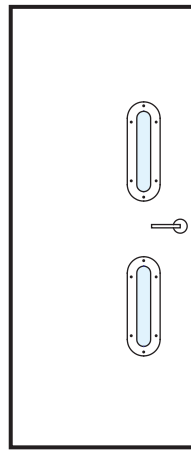
Pictured:
RECT1522



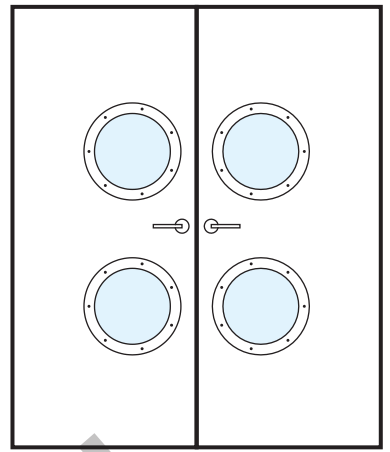
Pictured:
WROU500



Pictured:
RSLM1522

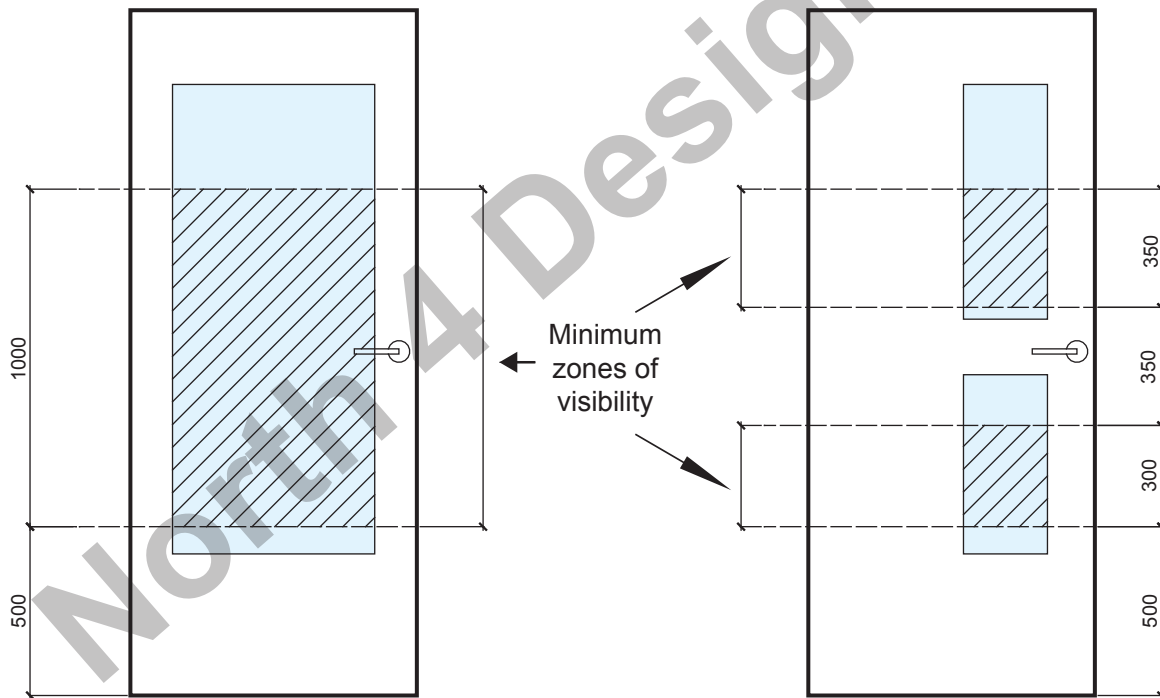


Pictured:
RSLM370



Pictured:
CIRC350

Diagram 1



Approved document M part M - Access to and use of Buildings (2004 Edition)

“Paragraph 2.13

C. Unless it can be argued otherwise in the Access Statement, e.g. for reasons of security, door leaves, and side panels wider than 450mm, have vision panels towards the leading edge of the door whose vertical dimensions include at least the minimum zone, or zones, of visibility between 500mm and 1500mm from the floor, if necessary interrupted between 800mm and 1150mm above the floor, e.g. to accommodate an intermediate horizontal rail (see Diagram 1 above).”

Please Note: All information provided is for guidance only, you should seek professional advice to ensure compliance prior to commencing any project.